



MyChart

Share Your COVID-19 Vaccination and Testing Information

Epic

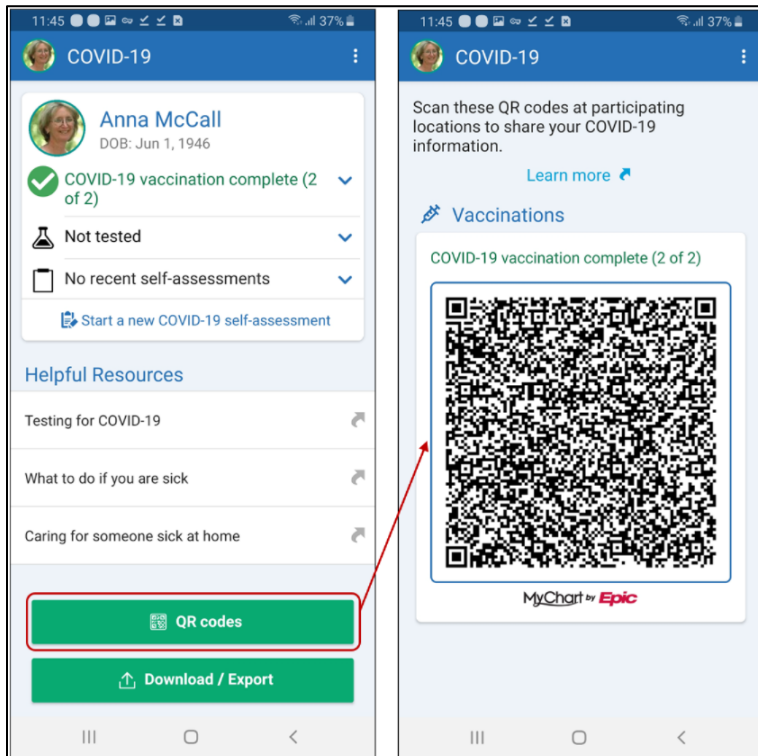
As you start to go back to work, travel, or attend events such as a concert or sporting event, you might be asked if you're vaccinated for COVID-19 or if you have recent test results. You can share your information quickly, easily, and securely, right from MyChart by:

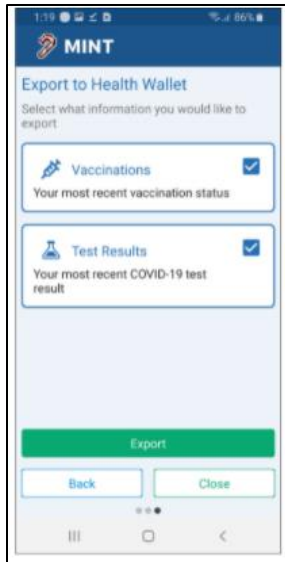
- Generating barcodes that can be scanned right from your mobile device.
- Downloading a PDF document that includes your vaccination barcode. (Test result barcodes are not included in the PDF.)
- Exporting your information to another application.

The barcodes that appear in MyChart are created according to an open industry standard called SMART Health Cards. They contain verified information and only what is relevant to COVID-19, including legal name, date of birth, COVID-19 vaccination information, and your most recent COVID-19 test result. You decide how much to share and with whom-you can share only your test results, only your vaccination information, or both.

Generate a Barcode

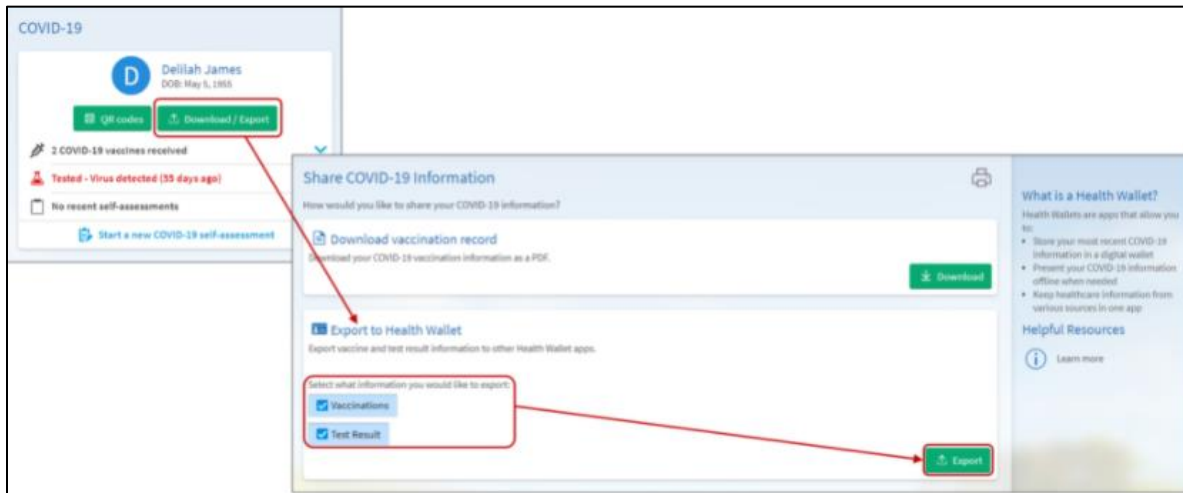
1. Log in to your MyChart account.
2. Select **Your Menu**, then **COVID-19**.
3. Click **QR Codes**.
 - If you have both COVID-19 vaccinations and test results on file, you'll have separate barcodes for each.





Via MyChart Website

4. Select the checkbox for the information you want to share, click **Export**.
5. Select the desired app and follow the instructions.



MyChart® is a registered trademark of Epic Systems Corporation.